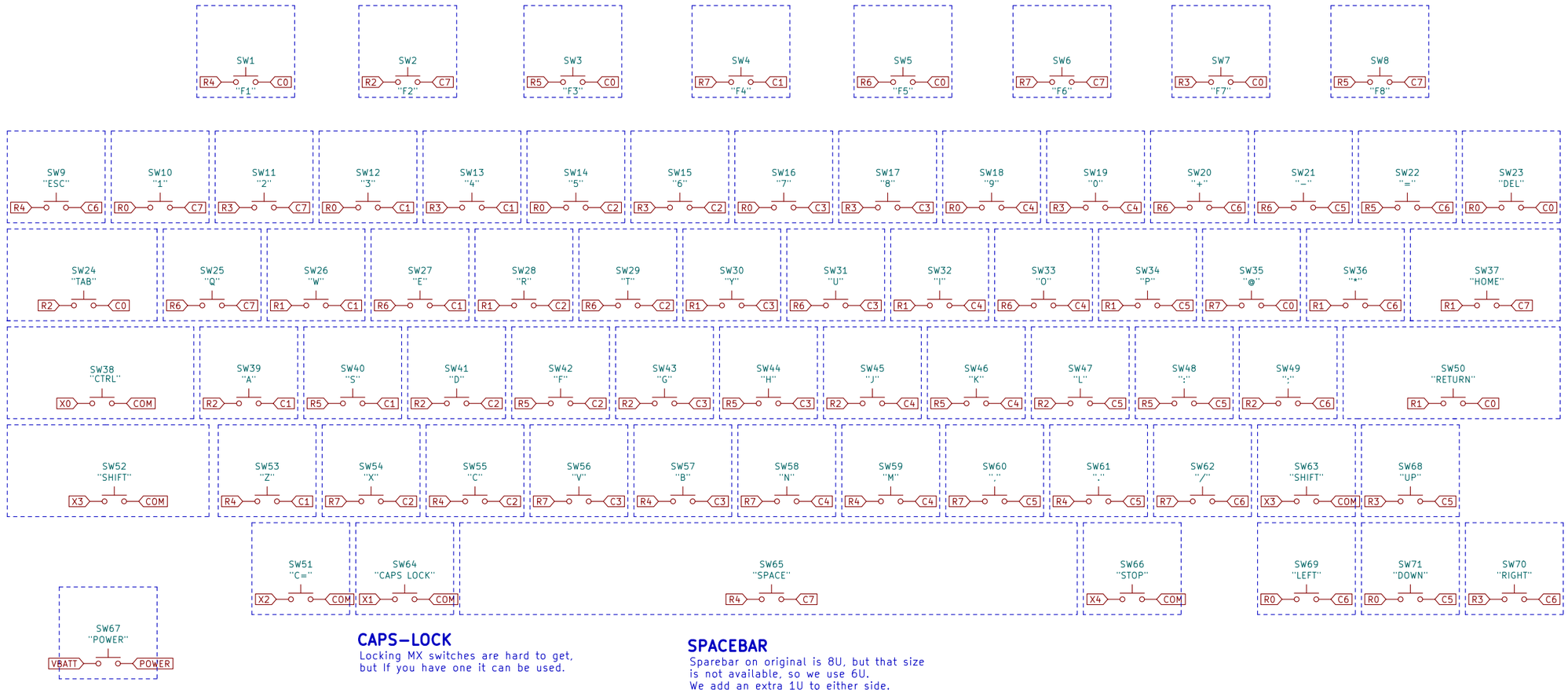

CAPS-LOCK

Locking MX switches are hard to get, but If you have one it can be used.

SPACEBAR

Sparebar on original is 8U, but that size is not available, so we use 6U.
We add an extra 1U to either side.

POWER LED

Optional: Requires +5V on pin 26

JUMPERS

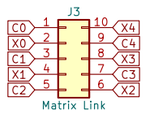

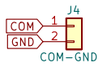

Matrix Link:
Used to connect the Xn keys to the MAIN matrix when used on single matrix systems. Creates 8x9 Matrix.

* For std CLCD keyboard, Jumper J4 only.
* For 8x9 matrix, jumper J3 only.

CONNECTOR

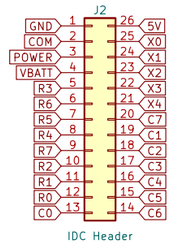

+5V Added for optional power LED.

DESCRIPTION

Commodore LCD prototype (aka "CLCD") MX Keyboard

- This keyboard is different from other CBM keyboards in that the special control keys are not part of the main matrix, but are decoded separately.

Changes from real CLCD Keyboard:

- 6U spacebar with stabilizers.
- Inverted T cursor keys using MX switches.
- Relocated STOP key.
- Re-sized Left SHIFT key.
- Option to link special keys to main matrix, creating an 8x9 matrix.

CLCD KEYBOARD

CLCD-V2-R1 (Inverted T Cursor)

Steve J. Gray

Sheet: /
File: clcdmx.kicad_sch

Title: Commodore LCD Keyboard

Size: A3	Date: 2022-06-01	Rev: CLCD-V2-R1
KiCad E.D.A. kicad (6.0.2)		Id: 1/1

Updated: 2022-06-01